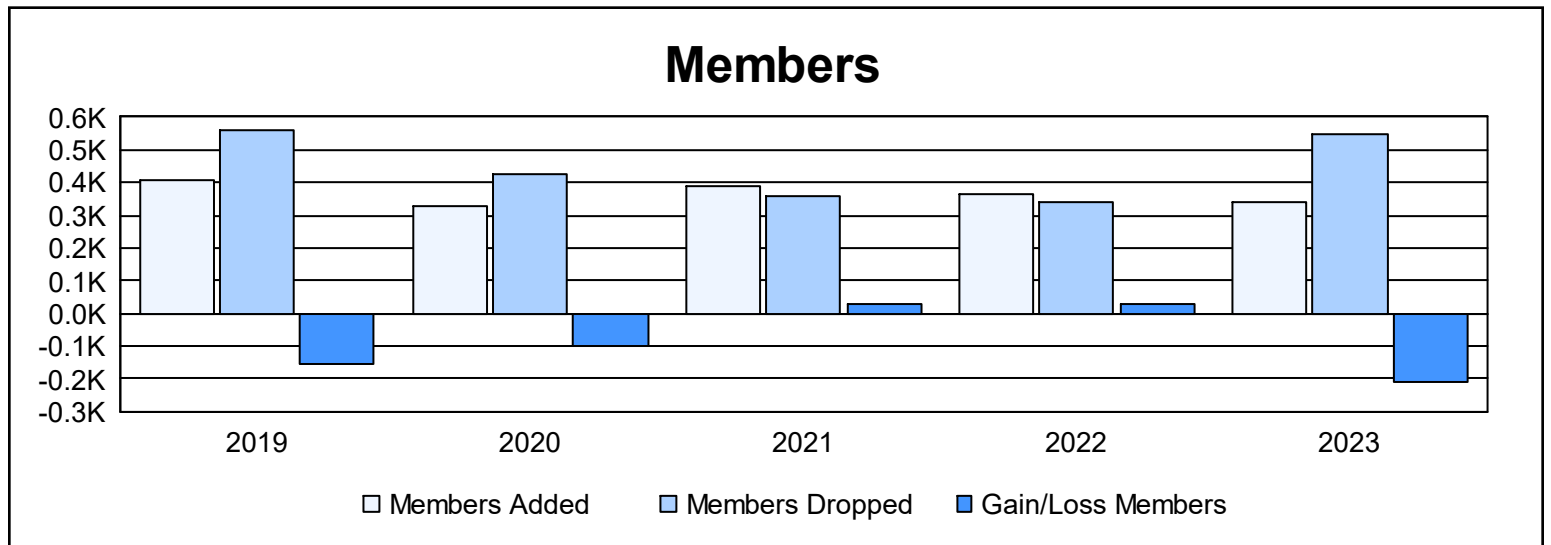
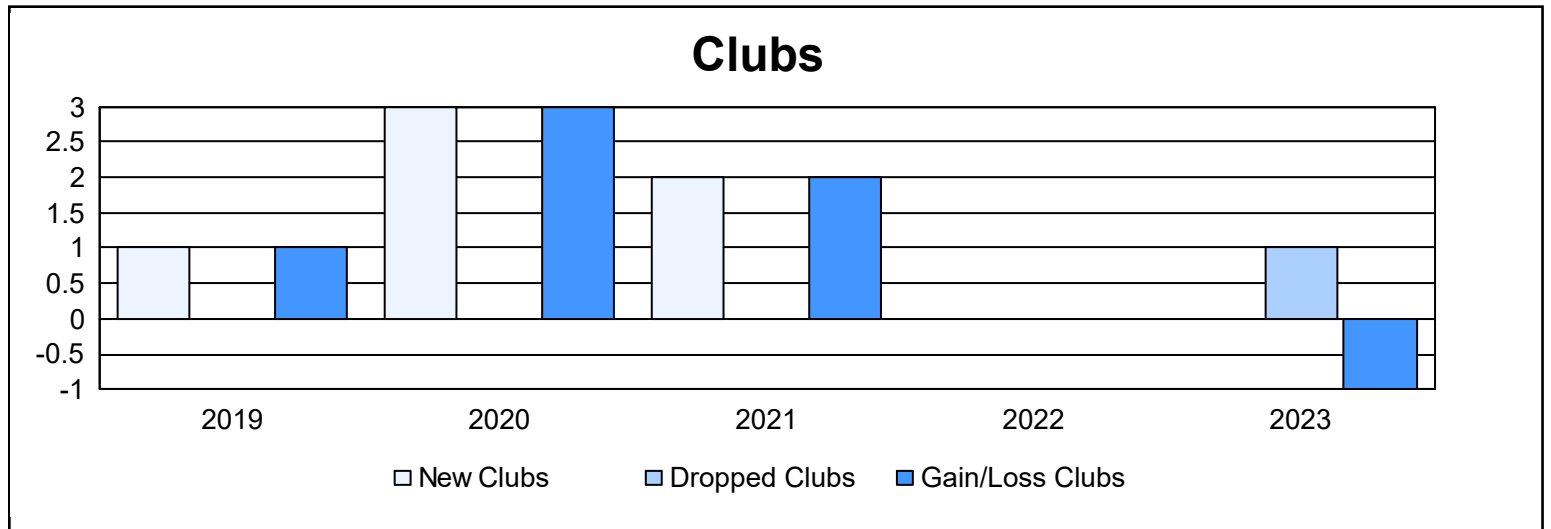
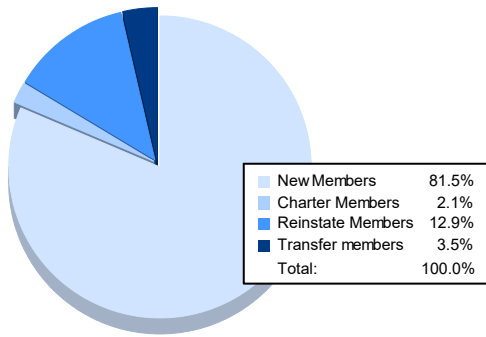


Year	New Clubs	Dropped Clubs	Gain/ Loss Clubs	New Members	Charter Members	Reinstate Members	Transfer Members	Total Member Added	Total Members Dropped	Gain/ Loss Members
2018-2019	1	0	1	291	34	68	16	409	561	-152
2019-2020	3	0	3	193	93	28	13	327	424	-97
2020-2021	2	0	2	262	74	38	12	386	356	30
2021-2022	0	0	0	256	11	85	15	367	338	29
2022-2023	0	1	-1	277	7	44	12	340	550	-210
<b>Average</b>	<b>1</b>	<b>0</b>	<b>1</b>	<b>256</b>	<b>44</b>	<b>53</b>	<b>14</b>	<b>366</b>	<b>446</b>	<b>-80</b>



### Membership Composition June 2023 Cumulative



### Gender Composition June 2023 Cumulative

